



TAI-SAW TECHNOLOGY CO., LTD.

No. 3, Industrial 2nd Rd., Ping-Chen Industrial District,
Taoyuan, 324, Taiwan, R.O.C.

TEL: 886-3-4690038 FAX: 886-3-4697532

E-mail: tstsales@mail.taisaw.com Web: www.taisaw.com


Product Specifications Approval Sheet


Product Description: CDMA800 SAW Duplexer SMD 3.8X3.8 mm

TST Part No.: TF0035A

Customer Part No.: _____

Customer signature required
Company: _____
Division: _____
Approved by : _____
Date: _____

Checked by: _____ Bob Chau 

Approved by: _____ Francis Chen 

Date: _____ 12, 27, 2011

1. Customer signed back is required before TST can proceed with sample build and receive orders.
2. Orders received without customer signed back will be regarded as agreement on the specifications.
3. Any specifications changes must be approved upon by both parties and a new revision of specifications shall be released to reflect the changes.



TAI-SAW TECHNOLOGY CO., LTD.

No. 3, Industrial 2nd Rd., Ping-Chen Industrial District,
Taoyuan, 324, Taiwan, R.O.C.

TEL: 886-3-4690038 FAX: 886-3-4697532

E-mail: tstsales@mail.taisaw.com Web: www.taisaw.com

CDMA800 SAW Duplexer

MODEL NO.:TF0035A

REV. NO.:4

A. MAXIMUM RATING:

1. Input Power Level: 1.2W>50000 Hours, CW tone (Ta=+50°C)
2. DC Voltage : 10V
3. Operating Temperature: -30°C to +85°C
4. Storage Temperature: -40°C to +85°C

RoHS Compliant
Lead free
Lead-free soldering

Electrostatic Sensitive Device (ESD)

B. ELECTRICAL CHARACTERISTICS: (Tx _ 836.5MHz)

Item	Unit	Min.	Type.	Max.	Note
Center Frequency	Fc	MHz	-	836.5	-
Insertion Loss (824~849 MHz)	IL	dB	-	1.5	2.2
Amplitude Ripple (824~849 MHz)		dB	-	0.4	1.0
VSWR (824~849 MHz)			-	1.9	2.4
Absolute Attenuation					
859 MHz	dB	4	9	-	-
869 ~ 894 MHz	dB	45	50	-	-

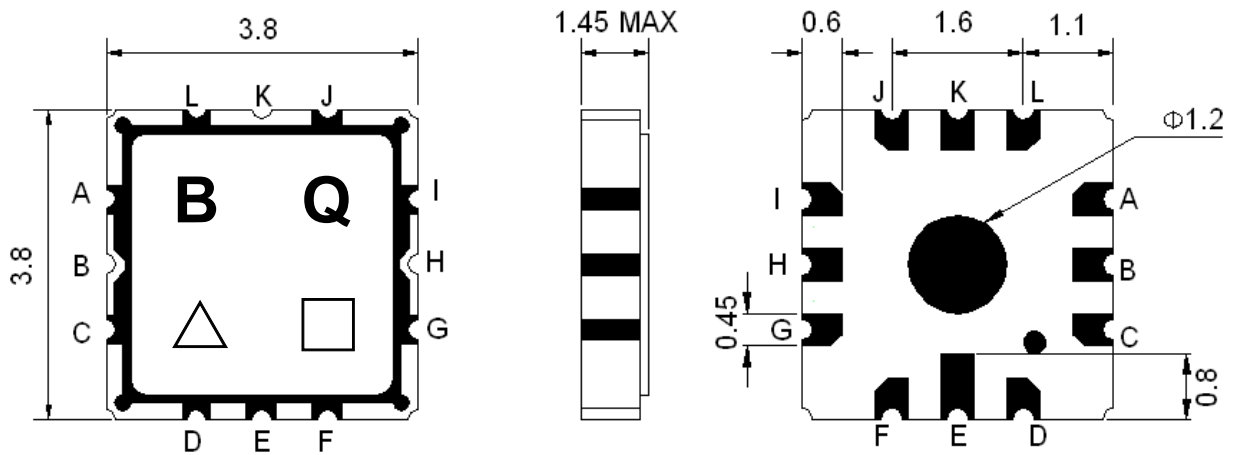
(Rx _ 881.5MHz)

Item	Unit	Min.	Type.	Max.	Note
Center Frequency	Fc	MHz	-	881.5	-
Insertion Loss (869~894 MHz)	IL	dB	-	2.0	3.0
Amplitude Ripple (869~894 MHz)		dB	-	0.8	1.5
VSWR (869~894 MHz)			-	1.7	2.2
Absolute Attenuation					
824 ~ 849 MHz	dB	50	58	-	-
859 MHz	dB	4	13	-	-

(Rx -> Tx)

Item	Unit	Min.	Type.	Max.	Note
Isolation (824~849 MHz)	dB	50	55	-	-
Isolation (869~894 MHz)	dB	48	53	-	-

C.OUTLINE DRAWING:

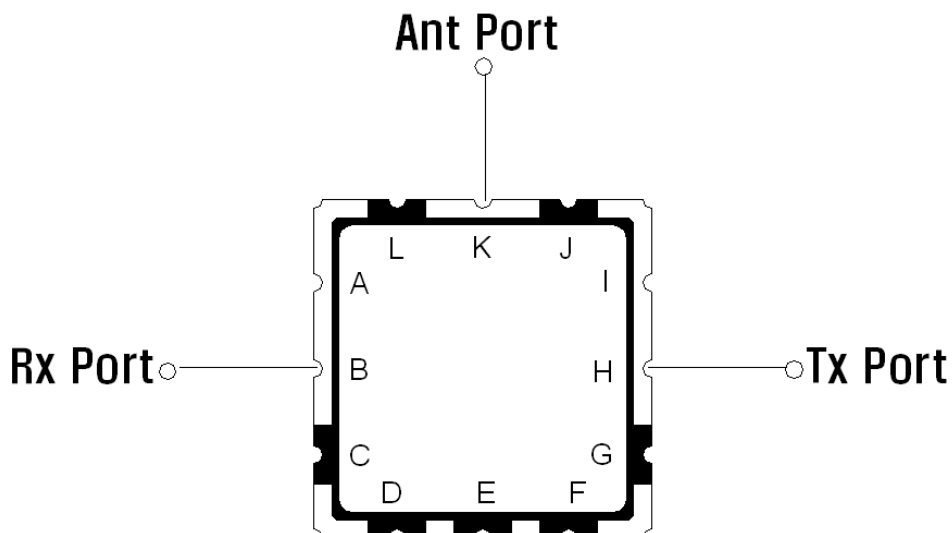


Pin Description	
A, C, D, E, F, G, I, J, L	Ground
B	Rx Port (881.5MHz)
K	Antenna
H	Tx Port (836.5MHz)

△ : Year Code (2010->A, 2011->B..., 2016->G)

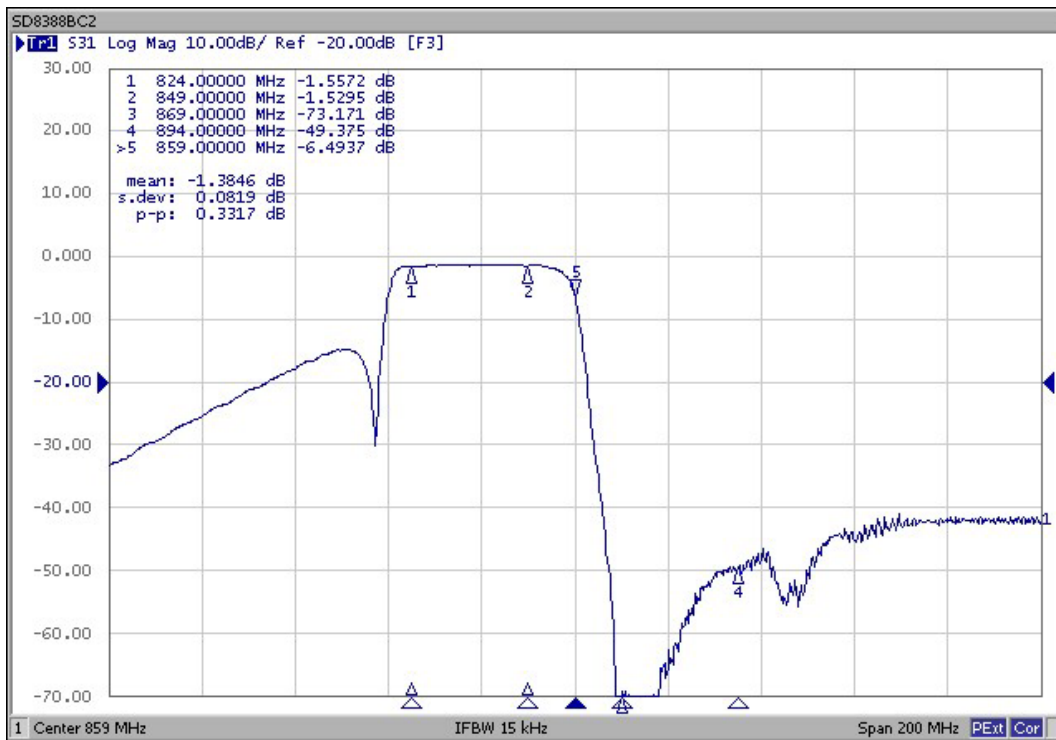
□ : Month Code (Jan->1, Feb->2, ..., Oct->A, ..., Dec->C)

D. MEASUREMENT CIRCUIT:

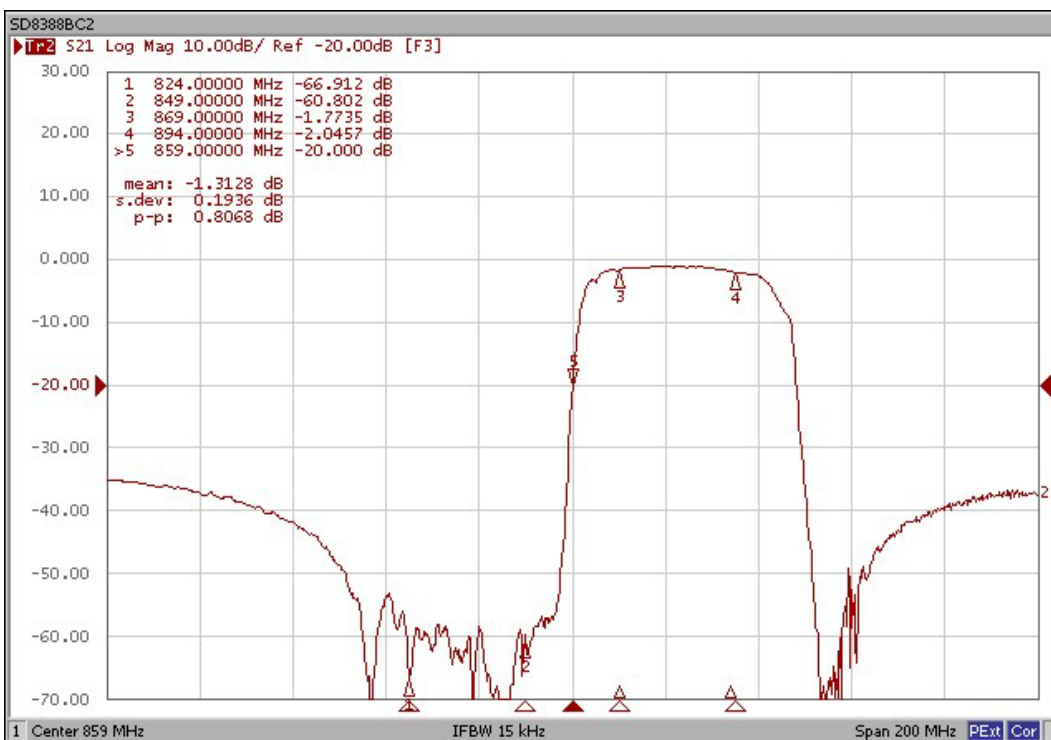


E. Frequency Characteristics :

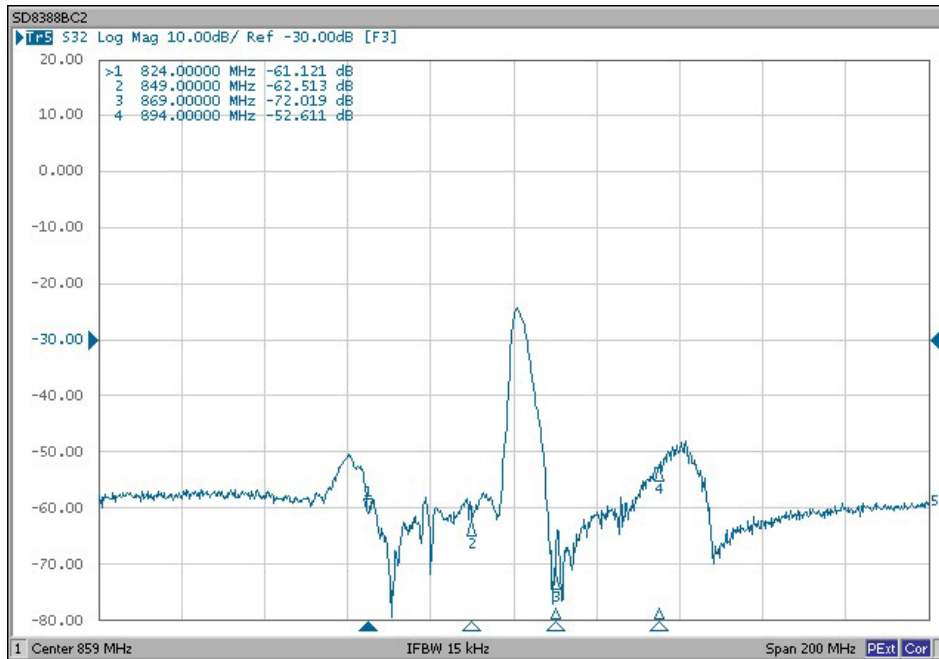
Tx Characteristic



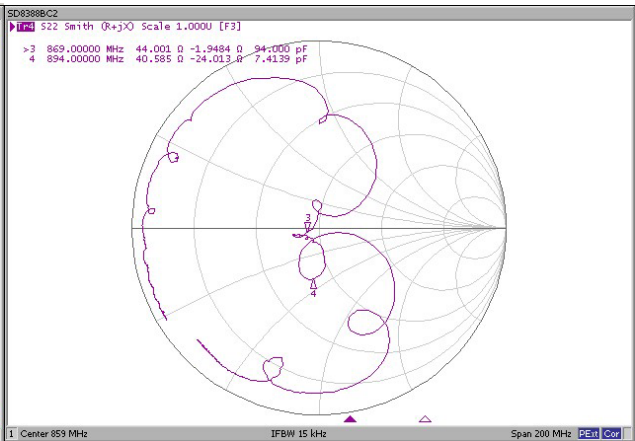
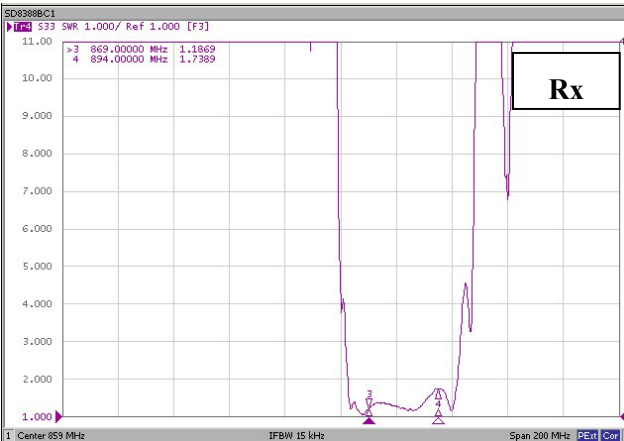
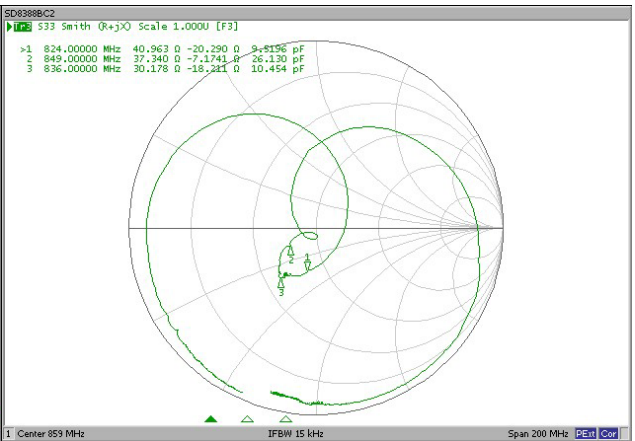
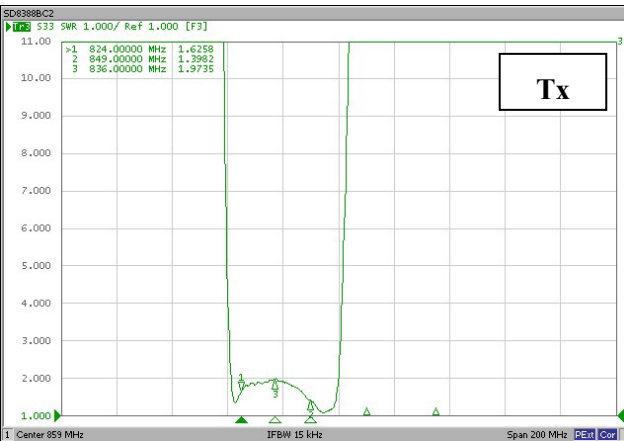
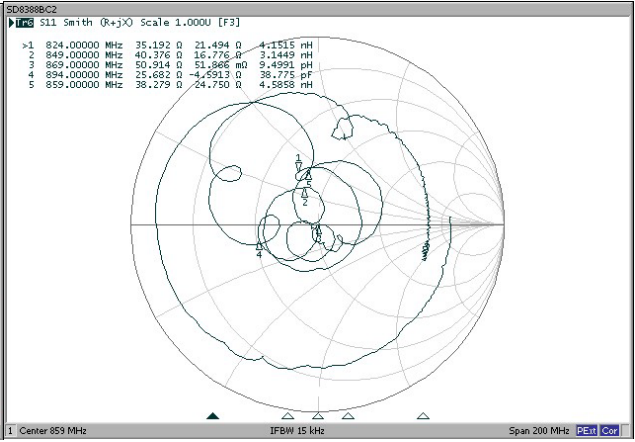
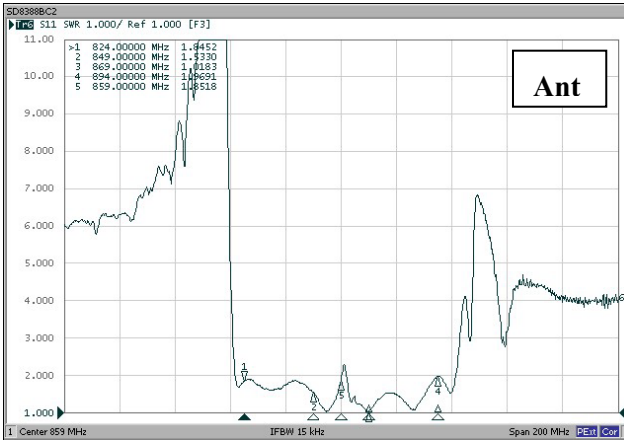
Tx Characteristic



Isolation Characteristic



VSWR & Smith Chart



G. RECOMMENDED REFLOW PROFILE :

